

**Overview**

NRSs (seismic) Series - Ultra rigid racks for high density application in data centers & server rooms specially designed for seismic zone. The racks manufactured out of steel sheet, punched, formed, welded and Powder coated with highest quality standards under stringent ISO 9001 | ISO 14001 | ISO 27001 | ISO 45001 Manufacturing & Quality management system to ensure highest quality product.

Standard for racks configuration will be welded to ultra rigid frame with 4 no pillars of 14 Gauge steel sheet 5 folded profile welded to top and bottom ribbed/ reinforced frame additionally supported depth wise by welding 6 no depth rail 4 folded 75mm 14 Gauge profile & diagonally reinforced by 4 no of 4 folded 50mm 14 gauge profile. Associated with vented top cover with fan mounting provision Front Glass or perforated Metal Door with Lock & Key and Back Vented / Perforated Metal Door with Lock & key and partially vented or Plain side panels 1200 deep rack will be configured with dual side panel. Braced to floor/ raised floor with bracing bolts and additionally braced on top by runway to rigid wall OR Pillar

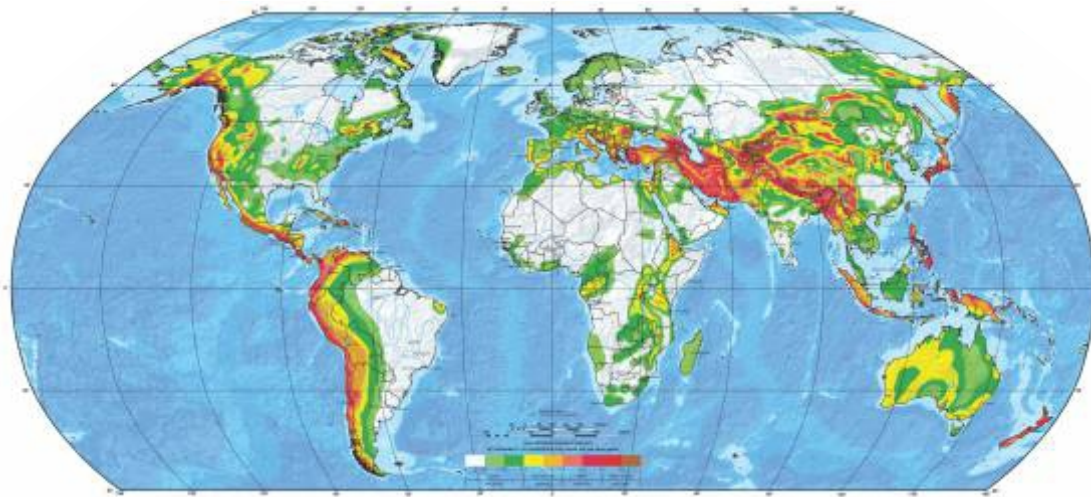


Available in 42RU~47RU Variants with 650, 800, 1000 & 1200 Depth configurations 600 & 800 Width configurations.

### What is Seismic Zones?

Seismic Rack standards are often specified in terms of the earthquake risk zones. Zones vary from 0 to 4, 0 Zone designating no substantial risk, zones 3 and 4 are generally the regions where Seismic Racks are Required


Seismic Zones



### What is Seismic Rack?

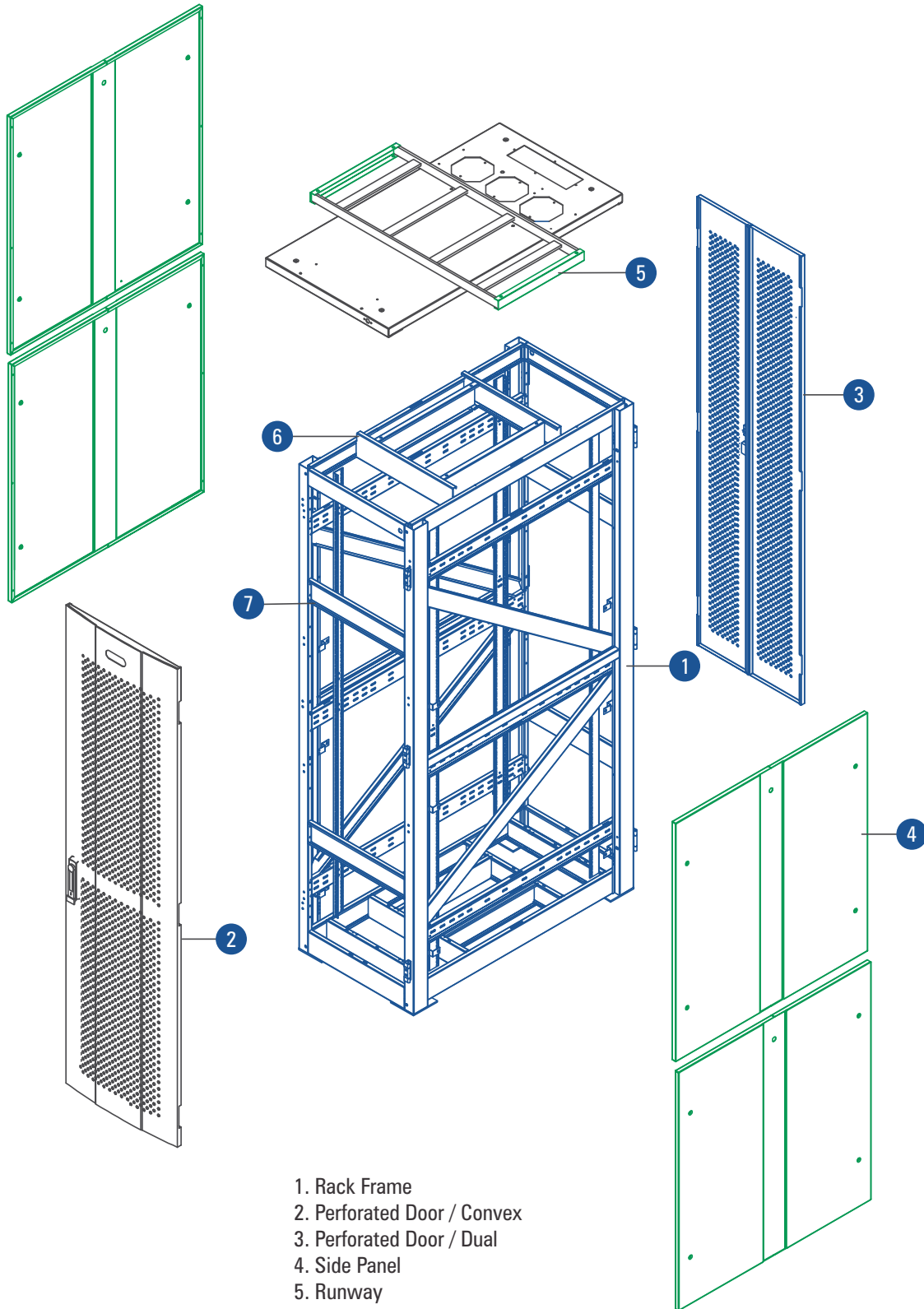
Manufacturing the Rack & Enclosures understanding above Seismic Zone requirements and designing through FEA ( Finite Element analysis. According to Telcordia (formerly Bellcore) GR-63-CORE Network Equipment Building System (NEBS) requirements for physical protection.

Displacement Distribution



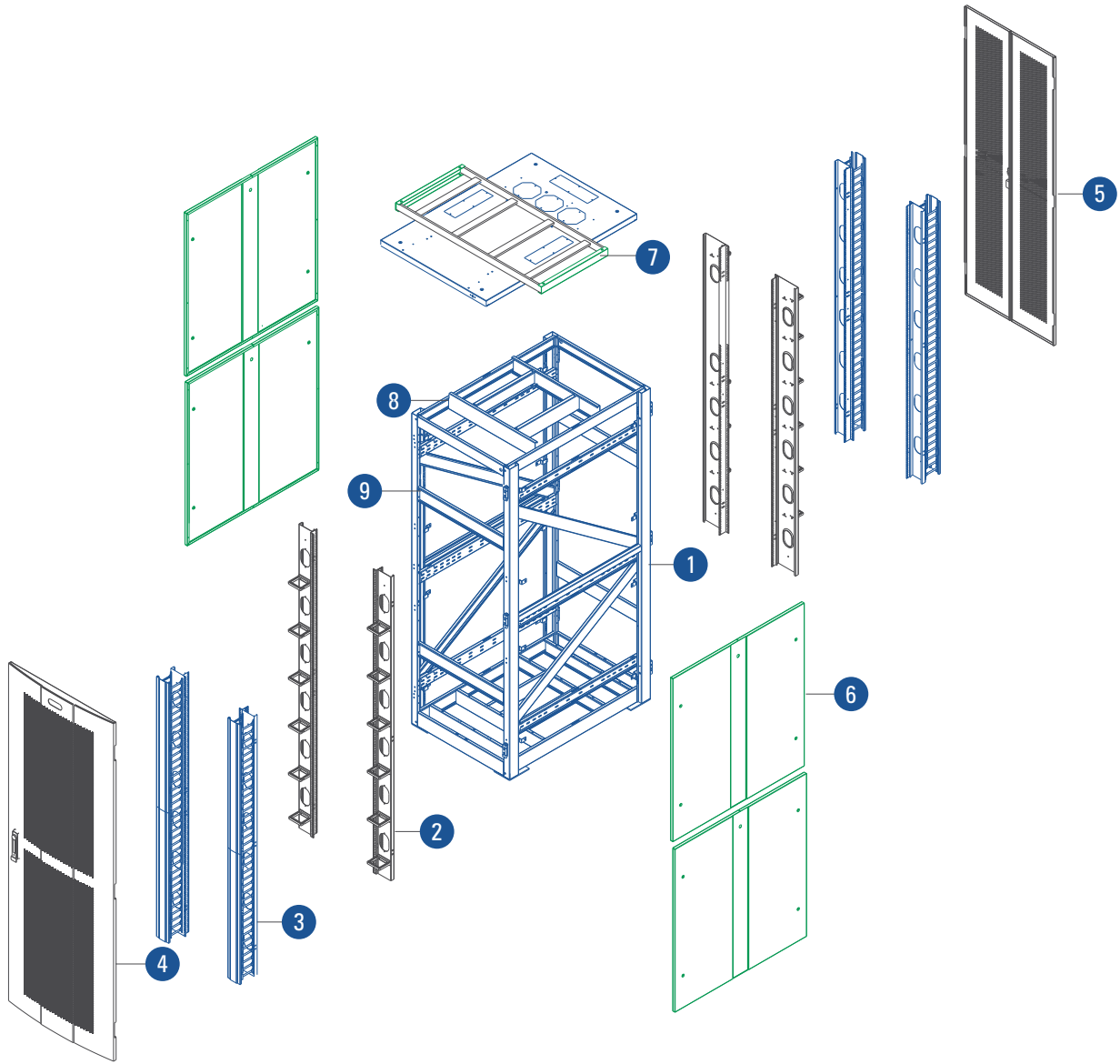
**Note:** A Telcordia GR-63-CORE compliant test can be conducted by recognised independent laboratory. This test is conducted on an installation-specific basis with customer - installed equipment and cabling mounted inside.

NRSs-600 Wide Series Configurator Drawing with Critical Parts



1. Rack Frame
2. Perforated Door / Convex
3. Perforated Door / Dual
4. Side Panel
5. Runway
6. Bracing Kit Top
7. Front & Rear Bracing

NRSs-800 Wide Series Configurator Drawing with Critical Parts



- |                                  |                           |
|----------------------------------|---------------------------|
| 1. Rack Frame                    | 6. Side Panel             |
| 2. Perforated Door / Dual        | 7. Runway                 |
| 3. 19" Adapter Kit / loops       | 8. Bracing Kit Top        |
| 4. 19" Adapter Kit / Closed Door | 9. Front and Rear Bracing |
| 5. Perforated Door / Convex      |                           |

**Features**

- Conforms to DIN 41494 or equivalent EIA / ISO / EN standard
- **Designed to NEBS™ Zone 4 via Telecordia GR-63-CORE**
- Adjustable mounting depth
- 4 No Adjustable, 19" verticals with punched 9mm Square Hole and Universal 12.7mm-15.875mm-15.875mm alternating hole pattern offers greater mounting flexibility, maximizes usable mounting space.
- Numbered U positions,
- Universal 25MM Pitch Holes For ETSI Standard Racks
- State-of-the-art manufacturing methods provide the best product quality and fastest delivery in the industry
- 100% assured compatibility with all equipments conforming to DIN 41494 (General industrial standard for equipments)
- Powder coated finish with Seven tank pretreatment process meeting IS
- Grounding & Bonding Options
- Earthing continuity Kit
- 2 or 4 Fan module Mount Provision on top cover

**Accessories:**

- Fixed Shelf
- Cantilever Shelf
- Sliding Shelf
- Key Board Shelf
- Power Distribution Units
- Cable Organisers
- Fans and Fan Modules
- Rack Ground Kit
- Plinth
- Cable Basket

Technical Data:	
Basic Frame	Steel folded
Construction	Welded
Top & Bottom Cover	Welded to Frame with Cable entry exit cut outs.
Front Door	Lockable Perforated steel Door Plain /Vented
Rear Door	Lockable Perforated steel Door Plain /Vented
19" Mounting Angle	Formed Steel
Standard Finish	Powder coated
Standard Colour	Grey & Off White OR Black
Standard Mounting	Braced to Floor/ Raised Floor with Bracing Bolts
Rack Standard	Conforms to DIN 41494 or equivalent standard
Static Load	1500Kg
Seismic Load	750Kg

Note: Other Colour Powder Coating, Etsi Std. Racks and other Models can be manufactured on Request.

Model Matrix & Dimensions							
NRSs Series	H	h	W	w	D	d	Plinth
42U 600X650	2010	42U	600	19"	650	550	Integrated to Frame
42U 600X800	2010	42U	600	19"	800	700	
42U 600X1000	2010	42U	600	19"	1000	900	
42U 600X1200	2010	42U	600	19"	1200	1100	
44U 600X650	2099	44U	600	19"	650	550	
44U 600X800	2099	44U	600	19"	800	700	
44U 600X1000	2099	44U	600	19"	1000	900	
44U 600X1200	2099	44U	600	19"	1200	1100	
45U 600X650	2143	45U	600	19"	650	550	
45U 600X800	2143	45U	600	19"	800	700	
45U 600X1000	2143	45U	600	19"	1000	900	
45U 600X1200	2143	45U	600	19"	1200	1100	
47U 600X650	2232	47U	600	19"	650	550	
47U 600X800	2232	47U	600	19"	800	700	
47U 600X1000	2232	47U	600	19"	1000	900	
47U 600X1200	2232	47U	600	19"	1200	1100	
42U 800X800	2010	42U	800	19"/27"	800	700	
42U 800X1000	2010	42U	800	19"/27"	1000	900	
42U 800X1200	2010	42U	800	19"/27"	1200	1100	
44U 800X800	2099	44U	800	19"/27"	800	700	
44U 800X1000	2099	44U	800	19"/27"	1000	900	
44U 800X1200	2099	44U	800	19"/27"	1200	1100	
45U 800X800	2248	45U	800	19"/27"	800	700	
45U 800X1000	2248	45U	800	19"/27"	1000	900	
45U 800X1200	2248	45U	800	19"/27"	1200	1100	
47U 800X800	2337	47U	800	19"/27"	800	700	
47U 800X1000	2337	47U	800	19"/27"	1000	900	
47U 800X1200	2337	47U	800	19"/27"	1200	1100	

**Note:**

1. Overall Height = Frame Height + Plinth
2. Other models can be manufactured on request
3. It is recommended to distribute the Load along with U space in the Rack
4. Dimension are in MM

**Abbreviations**

H - Overall height    h - Usable height    W - Overall width    w - Usable width    D - Overall depth    d - Usable depth

