

## Overview

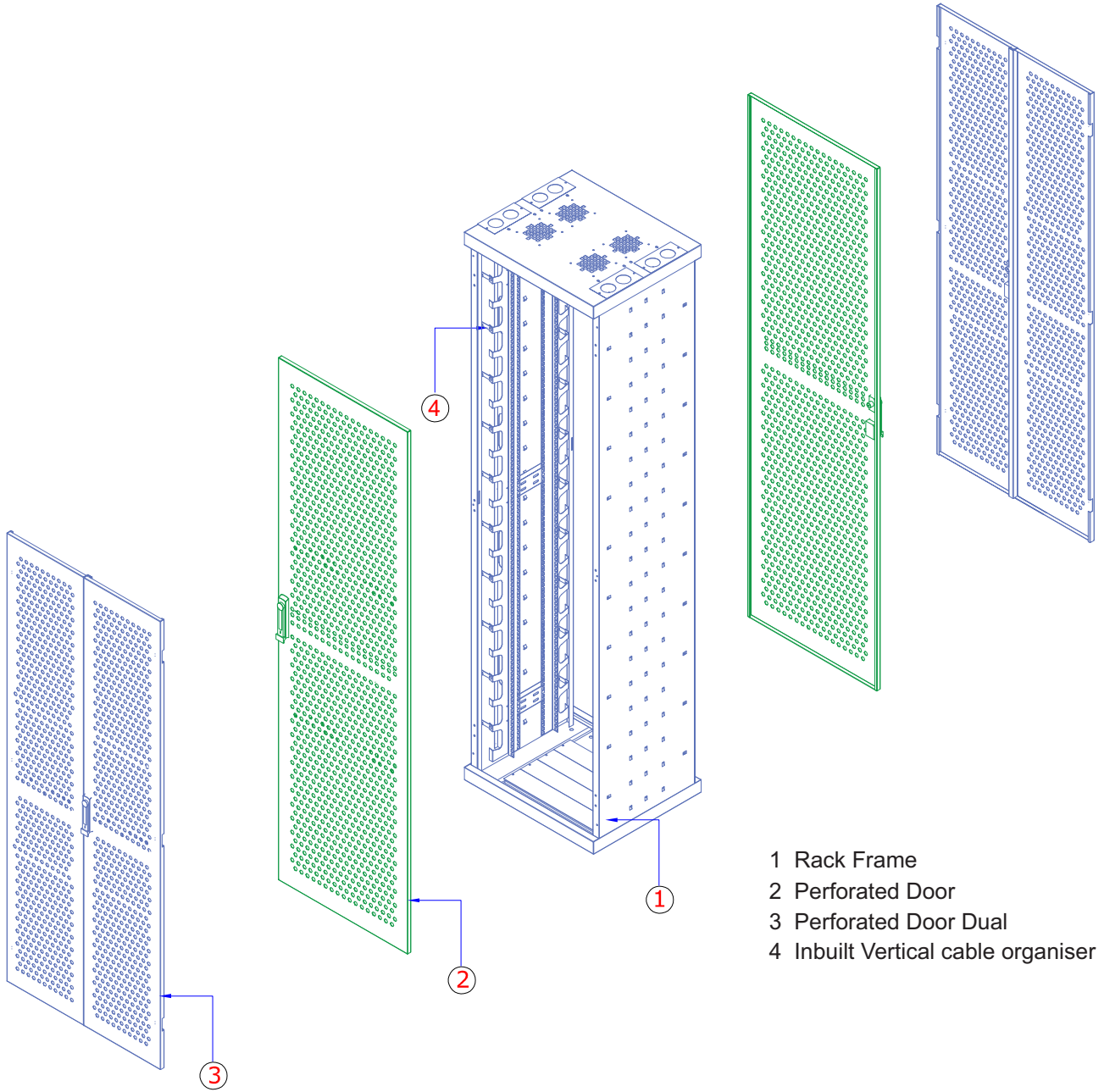
NSTR1 Series, Rigid Racks Specially designed for Telecom application. Racks manufactured out of steel sheet punched, formed, welded and Powder coated with highest quality standards under stringent ISO 9001 | ISO 14001 | ISO 27001 | ISO 45001 Manufacturing & Quality management system to ensure highest quality product.

Standard for Racks configuration will be welded frame with 4 no Pillars of 5 folded profile welded to top and bottom ribbed/reinforced frame additionally supported depth wise by welding 6 no depth rail 4 folded profile. Associated with vented top cover with fan mounting. Front Doors can be Glass OR perforated Single / Dual with Lock and key and Back Door can be Front Doors can be Metal Vented OR perforated Single / Dual with Lock and Key, associated with side panel Integrated or Removable based on depth. The Racks will be Free Standing on Plinth.

Racks are equipped with Integrated Cable management 50MM, 100MM & 150MM

Available in 2200mm height with 500, 600 with integrated side panel, 800, 1000 with removable side panels Depth configurations and 600, 700 & 800 width configurations





- 1 Rack Frame
- 2 Perforated Door
- 3 Perforated Door Dual
- 4 Inbuilt Vertical cable organiser

### Model Matrix & Dimensions

H	h	W	w	w1	w2	D	d	d1	Caster Type	Plinth Height-(MM)
2200	2100	600	483/19"	451	50	500	400	270	TYPE-3	50/100
2200	2100	600	483/19"	451	50	600	500	370	TYPE-3	50/100

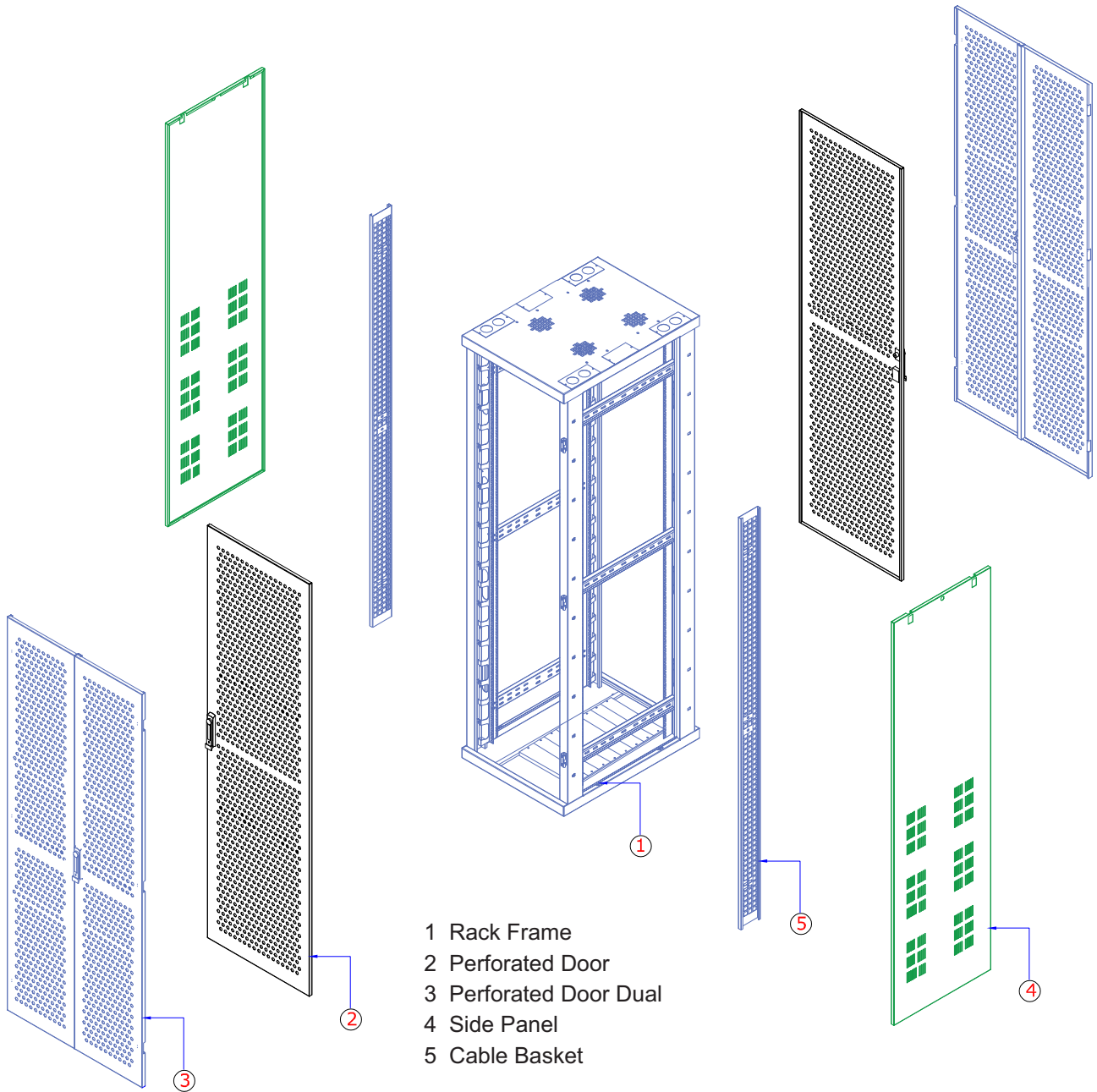
Note :

1. Overall Height of the Rack will be 2200(H)mm Including Plinth or Casters
2. Usable height & Rack height Will change With respect to Plinth or casters
3. It is recommended to distribute the Load along with U space in the Rack
4. Dimension are in MM

DESCRIPTION	HEIGHT-(MM)
Type-3	105

### Abbreviations

Overall Height	H	Usable width	w	Overall depth	D
Usable Height	h	Usable width Between MTG. Angles	w1	Usable depth	d
Overall width	W	Cable Manger Width	w2	Usable Depth Mounting Angle to Angle	d1



- 1 Rack Frame
- 2 Perforated Door
- 3 Perforated Door Dual
- 4 Side Panel
- 5 Cable Basket

Model Matrix & Dimensions												
H	h	W	w	w1	w2	D	d	d1	Cable basket (w)	Caster Type	Plinth Height-(MM)	
2200	2100	600	483/19"	451	50	800	700	570	100	TYPE-3	50/100	
2200	2100	600	483/19"	451	50	1000	900	770	200	TYPE-3	50/100	

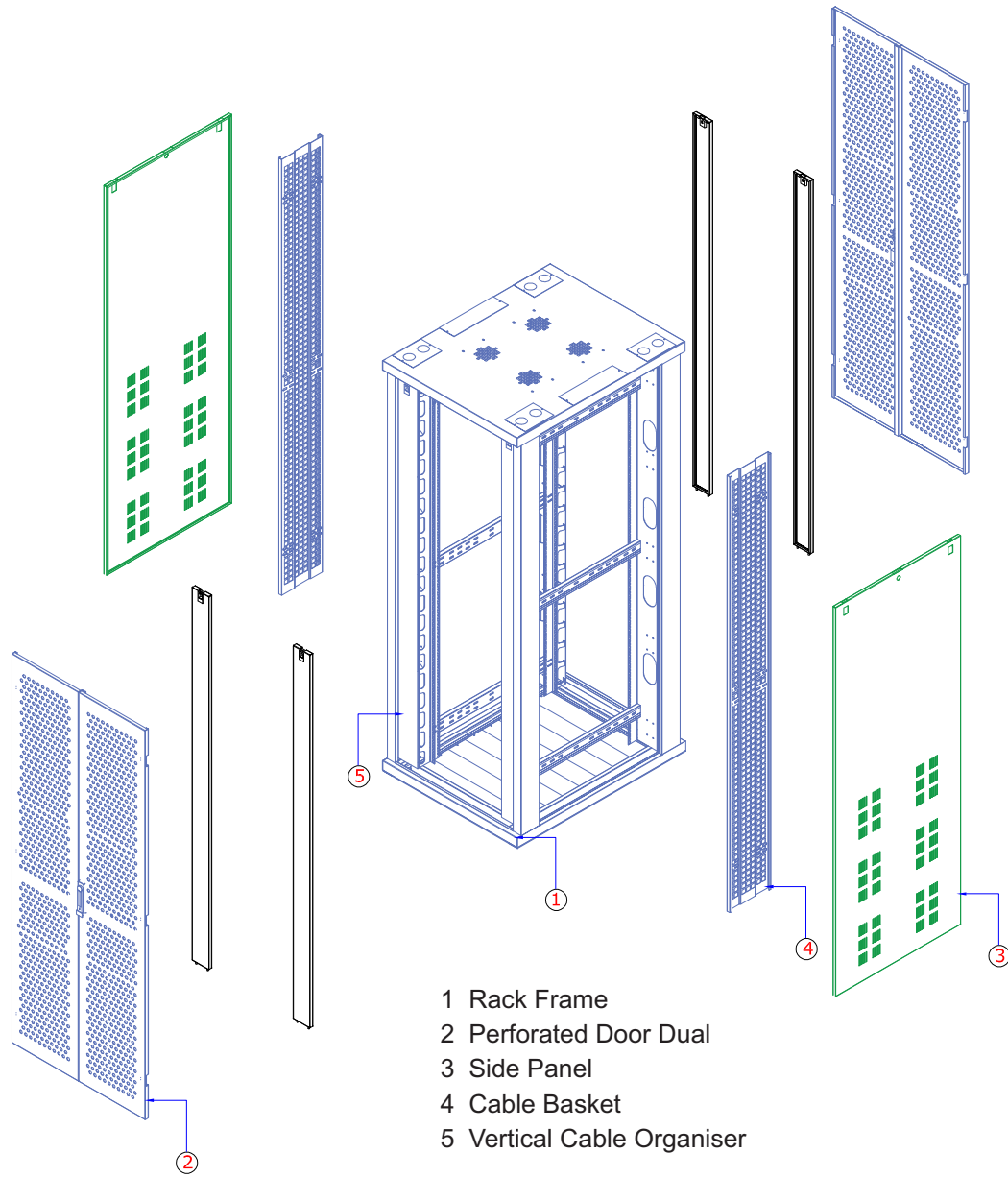
**Note :**

1. Overall Height of the Rack will be 2200(H)mm Including Plinth or Casters
2. Usable height & Rack height Will change With respect to Plinth or casters
3. It is recommended to distribute the Load along with U space in the Rack
4. Dimension are in MM

DESCRIPTION	HEIGHT-(MM)
Type-3	105

**Abbreviations**

Overall Height	H	Usable width	w	Overall depth	D
Usable Height	h	Usable width Between MTG. Angles	w1	Usable depth	d
Overall width	W	Cable Manger Width	w2	Usable Depth Mounting Angle to Angle	d1



- 1 Rack Frame
- 2 Perforated Door Dual
- 3 Side Panel
- 4 Cable Basket
- 5 Vertical Cable Organiser

**Model Matrix & Dimensions**

H	h	W	w	w1	w2	D	d	d1	Cable basket (w)	Caster Type	Plinth Height-(MM)
2200	2100	700	483/19"	451	100	600	500	370	NA	TYPE-3	50/100
2200	2100	700	483/19"	451	100	800	700	570	100	TYPE-3	50/100
2200	2100	700	483/19"	451	100	1000	900	770	200	TYPE-3	50/100
2200	2100	800	483/19"	451	150	800	700	570	100	TYPE-3	50/100
2200	2100	800	483/19"	451	150	1000	900	770	200	TYPE-3	50/100

**Note :**

- 1. Overall Height of the Rack will be 2200(H)mm Including Plinth or Casters
- 2. Usable height & Rack height Will change With respect to Plinth or casters
- 3. It is recommended to distribute the Load along with U space in the Rack
- 4. Dimension are in MM

DESCRIPTION	HEIGHT-(MM)
Type-3	105

**Abbreviations**

Overall Height	H	Usable width	w	Overall depth	D
Usable Height	h	Usable width Between MTG. Angles	w1	Usable depth	d
Overall width	W	Cable Manger Width	w2	Usable Depth Mounting Angle to Angle	d1

### Features

- Conforms to DIN 41494 or Equivalent EIA / ISO / EN / CEA Standard Adjustable mounting depth
- 4 No Adjustable, 19" verticals with Punched 10 mm Square Hole and Universal 12.7mm-15.875mm-15.875mm alternating hole pattern offers greater mounting flexibility, maximizes usable mounting space
- Numbered U positions
- State-of-the-art manufacturing methods provide the best product quality and fastest delivery in the industry
- 100% assured compatibility with all equipments conforming to DIN 41494 (General industrial standard for equipments)  
Powder coated finish with Seven tank pretreatment process meeting ASTM standard
- Grounding & Bonding Options
- Fan module Mount Provision on top Cover

Technical Data:	
Basic Frame	Steel folded
Construction	Welded
Top & Bottom Cover	Welded to Frame with Cable entry exit cut outs
Front Door	Lockable Toughened Glass Door OR Lockable Perforated steel Door
Rear Door	Lockable Steel Door - Plain / Vented / Perforated
19" Mounting Angle	Formed Steel
Std. Equipment Mounting	DIN Std. 10mm Sq. Slots
Standard Finish	Powder coated
Standard Colour	Grey & Off White OR Black
Standard Mounting	Plinth
Rack Standard	Conforms to DIN 41494 or equivalent standard
Static Load	750 KG

