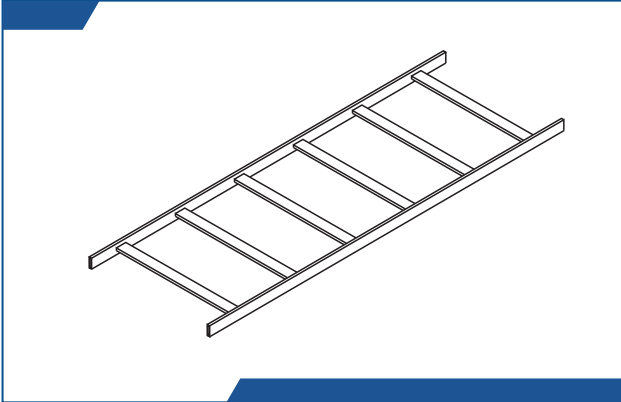


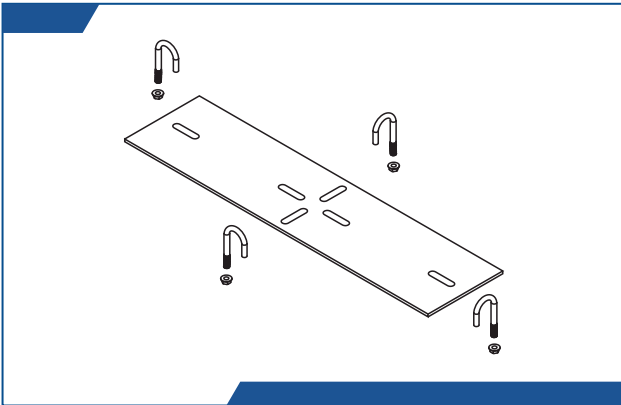
### Cable Runway



#### Model Matrix & Dimensions

Description	Part No.	Construction
Run-Way-12Inch-1500	RW-12-1500	Tubular Steel welded & Powder Coated
Run-Way-18Inch-1500	RW-18-1500	
Run-Way-20Inch-1500	RW-20-1500	
Run-Way-24Inch-1500	RW-24-1500	
Run-Way-12Inch-3000	RW-12-3000	
Run-Way-18Inch-3000	RW-18-3000	
Run-Way-20Inch-3000	RW-20-3000	
Run-Way-24Inch-3000	RW-24-3000	

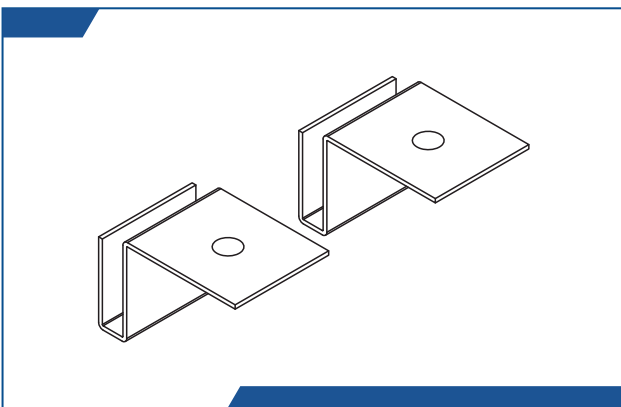
### Rack Run-Way Mounting Kit



#### Model Matrix & Dimensions

Description	Part No.	Construction
Rack Run-Way Mounting Kit 12 Inch	RWA-001-12	Formed Steel welded & Powder Coated
Rack Run-Way Mounting Kit 18 Inch	RWA-001-18	
Rack Run-Way Mounting Kit 20 Inch	RWA-001-20	
Rack Run-Way Mounting Kit 24 Inch	RWA-001-24	

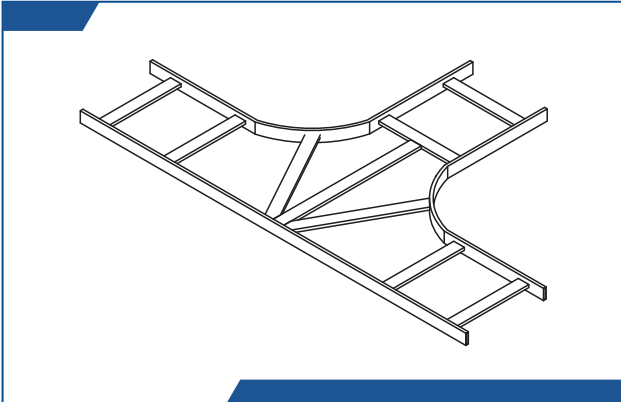
### Runway Wall Mounting Clamp



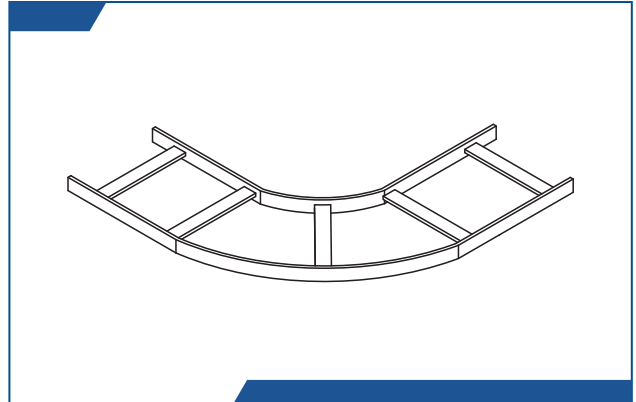
#### Model Matrix & Dimensions

Description	Part No.	Construction
Runway Wall Bracket Clamp	RW-018-001	Formed Steel welded & Powder Coated

Tee Radius



Ell Radius



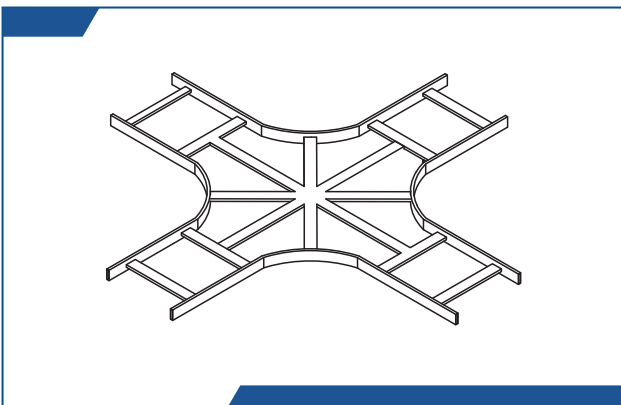
Model Matrix & Dimensions

Description	Part No.	Construction
Run-Way-12Inch-TEE	RW-016-12	Formed Steel & Powder Coated
Run-Way-18Inch-TEE	RW-016-18	
Run-Way-20Inch-TEE	RW-016-20	
Run-Way-24Inch-TEE	RW-016-24	

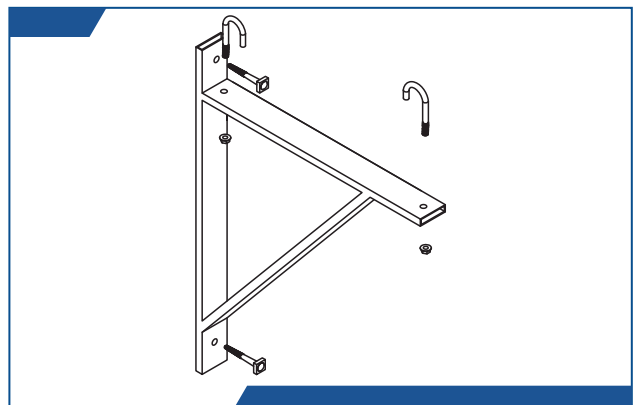
Model Matrix & Dimensions

Description	Part No.	Construction
Run-Way-12Inch-ELL	RW-015-12	Formed Steel & Powder Coated
Run-Way-18Inch-ELL	RW-015-18	
Run-Way-20Inch-ELL	RW-015-20	
Run-Way-24Inch-ELL	RW-015-24	

Intersection



Triangular Wall Bracket Kit



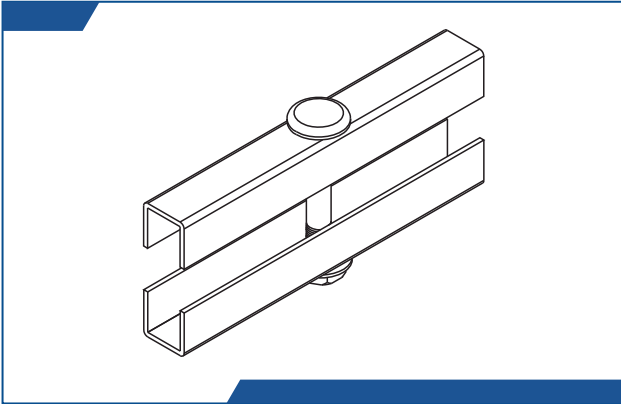
Model Matrix & Dimensions

Description	Part No.	Construction
Run-Way-12Inch-INT	RW-017-12	Formed Steel & Powder Coated
Run-Way-18Inch-INT	RW-017-18	
Run-Way-20Inch-INT	RW-017-20	
Run-Way-24Inch-INT	RW-017-24	

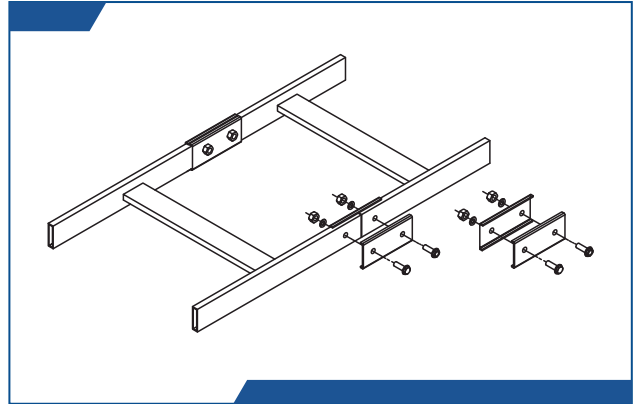
Model Matrix & Dimensions

Description	Part No.	Construction
Triangular Wall Bracket Kit-12	RWA-009-12	Formed Steel & Powder Coated
Triangular Wall Bracket Kit-18	RWA-009-18	
Triangular Wall Bracket Kit-20	RWA-009-20	
Triangular Wall Bracket Kit-24	RWA-009-24	

Joint Clamp Kit Type 1



Joint Clamp Kit Type 2



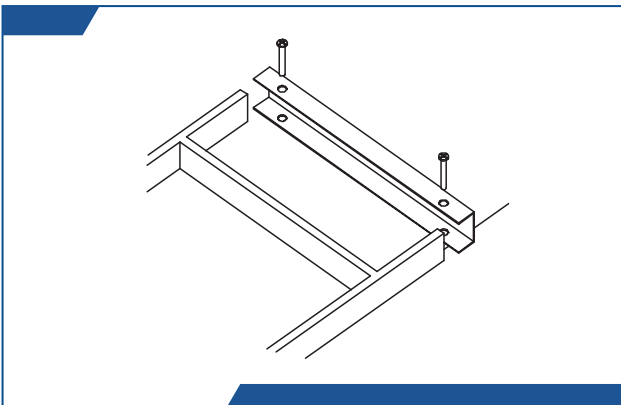
Model Matrix & Dimensions

Description	Part No.	Construction
Joint Clamp Kit-Type 1	RWA-00-1	Formed Steel & Powder Coated

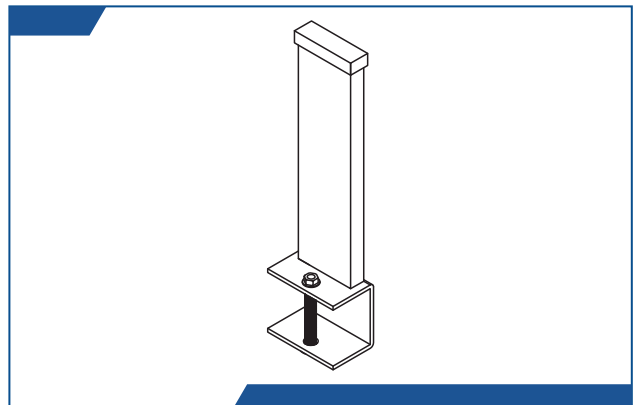
Model Matrix & Dimensions

Description	Part No.	Construction
Joint Clamp Kit-Type 2	RWA-003-2	Formed Steel & Powder Coated

End Closing Kit



Cable Retainer Kit



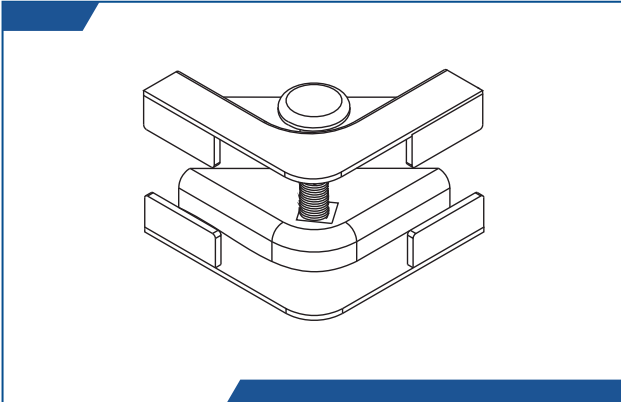
Model Matrix & Dimensions

Description	Part No.	Construction
End Closing Kit/12-Inch	RWA-004-12	Formed Steel & Powder Coated
End Closing Kit/18-Inch	RWA-004-18	
End Closing Kit/20-Inch	RWA-004-20	
End Closing Kit/24-Inch	RWA-004-24	

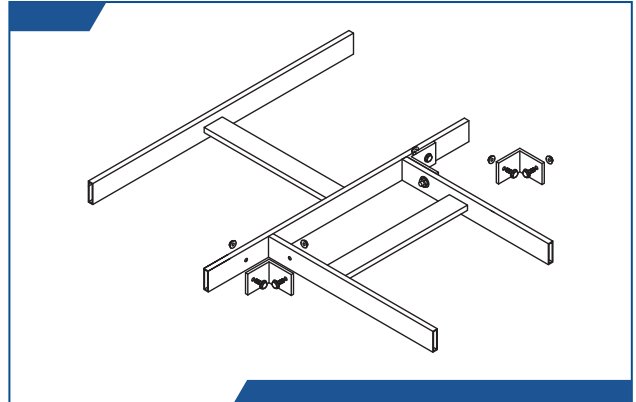
Model Matrix & Dimensions

Description	Part No.	Construction
Cable Retainer Kit/200	RWA-010	Formed Steel & Powder Coated

Corner Clamp Type 1



Corner Clamp Type 2



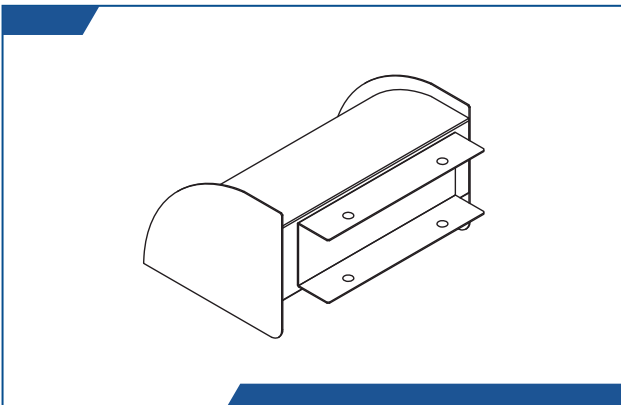
Model Matrix & Dimensions

Description	Part No.	Construction
Corner Clamp Kit Type 1	RWA-002-1	Formed Steel welded & Powder Coated

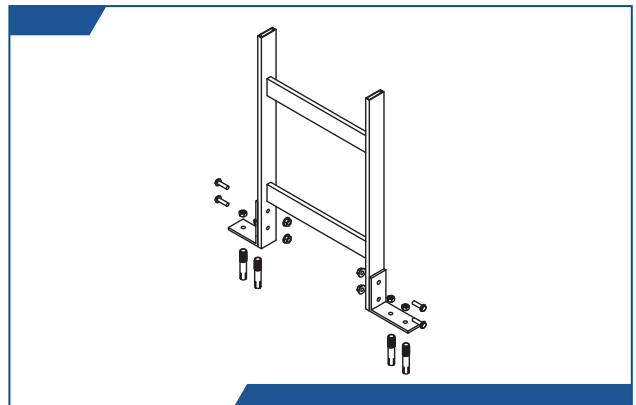
Model Matrix & Dimensions

Description	Part No.	Construction
Corner Clamp Kit Type 2	RWA-002-2	Formed Steel welded & Powder Coated

Radius Drop Kit



Floor Mount Kit



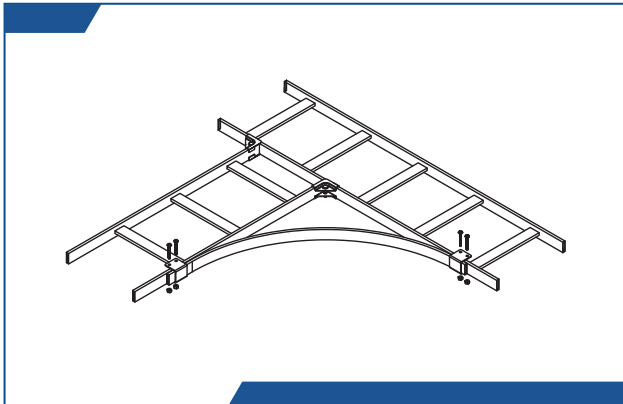
Model Matrix & Dimensions

Description	Part No.	Construction
Radius Drop Kit 6 Inch/Straight	RWA-008-6-S	Formed Steel & Powder Coated
Radius Drop Kit 6 Inch/Cross	RWA-008-6-C	
Radius Drop Kit 12 Inch/Straight	RWA-008-12-S	
Radius Drop Kit 12 Inch/Cross	RWA-008-12-C	

Model Matrix & Dimensions

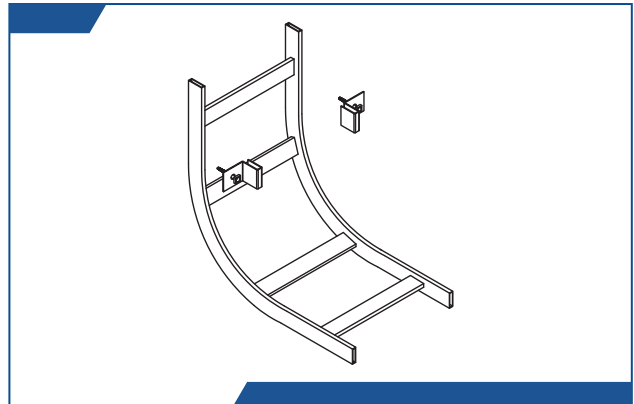
Description	Part No.	Construction
Floor Mount Kit	RW-019-001	Formed Steel & Powder Coated

### Radius Bracket Kit



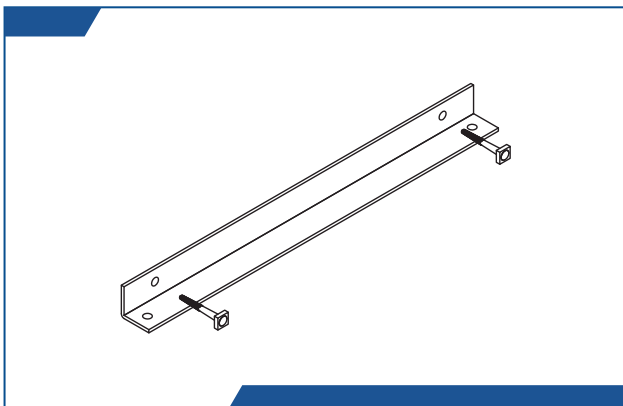
Model Matrix & Dimensions		
Description	Part No.	Construction
Radius Bracket Kit	RW-007-001	Tabular Steel, Formed & Powder Coated

### Cable Runway Water Fall



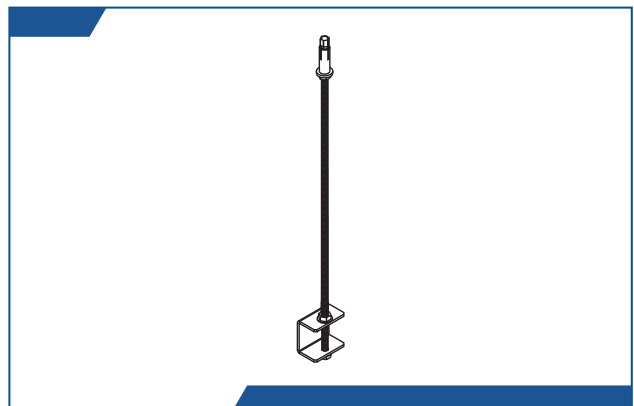
Model Matrix & Dimensions		
Description	Part No.	Construction
Radius Water Fall Kit 12-Inch	RWA-014-12	Tabular Steel, Formed & Powder Coated
Radius Water Fall Kit 18-Inch	RWA-014-18	
Radius Water Fall Kit 20-Inch	RWA-014-20	
Radius Water Fall Kit 24-Inch	RWA-014-24	

### Wall Basket Kit



Model Matrix & Dimensions		
Description	Part No.	Construction
Wall Bracket Kit/ 12-Inch	RWA-005-12	Extruded Aluminum & Machined
Wall Bracket Kit/ 18-Inch	RWA-005-18	
Wall Bracket Kit/ 20-Inch	RWA-005-20	
Wall Bracket Kit/ 24-Inch	RWA-005-24	

### Ceiling Mount Kit



Model Matrix & Dimensions		
Description	Part No.	Construction
Ceiling Mount Kit 1Mt/Type 1/ 10MM	RWA-006-10	Formed Steel & Powder Coated
Ceiling Mount Kit 1Mt/Type/ 12MM	RWA-006-12	